



STAND BY BULL

Banner

Bloc OPzS: Type 12V 1 OPzS 50 → 6V 6 OPzS 300

Banner Stand by Bull Bloc OPzS batteries are encapsulated, lead batteries, which have been developed for capacitive discharge. The batteries are characterised by high levels of cyclical resistance and a long service life. As a result of their excellent price/performance ratio they are mainly employed in telecommunications systems, d.c. supply plants, industrial plants, emergency power supply units in public buildings and medical units, as well as for energy storage in solar plants.

Features

- Block batteries, 6 V and 12 V rated voltage
- Corrosion-resistant terminal design
- Recommended temperature range of 20°C (max. -10°C to +50°C)
- Water refilling intervals of approx. 3 years in stand-by parallel operation with ceramic plugs
- Long service life even under cyclical loads
- Compensation charge voltage of 2.23 V/cell
- 12 -15-year design life in stand-by operation mode

Design

- Positive electrode
Tubular plate < 2% Sb content
- Negative electrode
Pasted grid plate with long-term spreading material
- Separation
Microporous, synthetic cutter
- Casing material
Halogen-free styroacrylnitrile (SAN)
- Electrolyte
Diluted sulphuric acid $d = 1,24 \text{ kg/l}$
- Terminal design
Safety terminal with rubber sealing
- Terminal screws
Metric steel screws with sprayed on plastic head and measurement point
- Cell connections
Fully insulated, flexible copper cable connectors
- Cell plug
Standard plugs, ceramic plugs as an option, special designs on request
- DIN 40 736 product standard
- VDE 0510 Part 2 application standard





STAND BY BULL

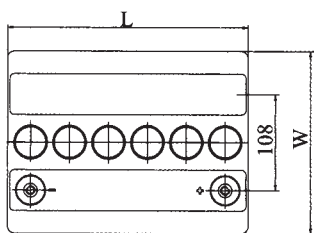
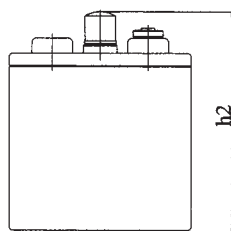
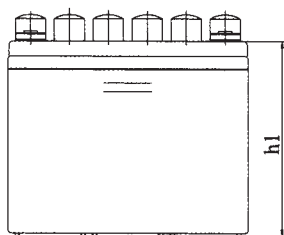


Technical details

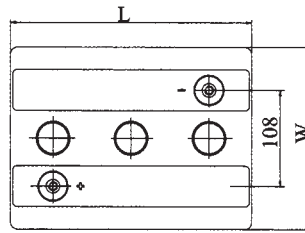
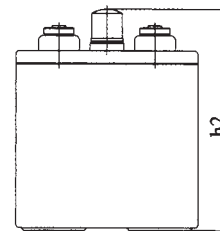
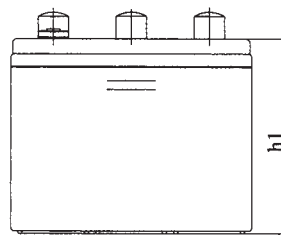
Type	Rated voltage in V	Capacity in Ah				Dimensions			Ri mOhm	Ik in A	Termi- nal no.	Terminal- type	Acid 1,24 kg/l.	Total weight kg
		C 10	C 5	C 3	C 1	Length mm	Width mm	Height* mm						
12V 1 OPzS 50	12	50	45	39	29	272	205	388	20	613	2	M 10	9.2	36.6
12V 2 OPzS 100	12	100	90	78	58	272	205	388	9.3	1,290	2	M 10	8.8	53.3
12V 3 OPzS 150	12	150	135	117	87	380	205	388	6.9	1,739	2	M 10	9.5	76.2
6V 4 OPzS 200	6	200	180	156	116	272	205	388	2.2	2,703	2	M 10	8.7	48.5
6V 5 OPzS 250	6	250	225	195	145	380	205	388	1.9	3,175	2	M 10	10.4	65.3
6V 6 OPzS 300	6	300	270	234	174	380	205	388	1.6	3,846	2	M 10	12.2	72.8

The given electrical values are valid for loads in a fully charged condition and an ambient temperature of 20°C.

* Height including connector.



12 V 1 OPzS 50
12 V 2 OPzS 100
12 V 3 OPzS 150



6 V 4 OPzS 200
6 V 5 OPzS 250
6 V 6 OPzS 300

Installation

The blocks are suitable for all standard installations on racks or in cabinets. On request, we supply special racks for zones subject to earthquakes. The safety regulations according to EN 50272-2 are to be observed, particularly those relating to ventilation. Charging must be adjusted to the given voltage limits.

All figures relating to dimensions and weight are subject to the standard production tolerances.
 The electrical values are approximate. Our products are subject to ongoing development, therefore we retain the right to make changes without an obligation to inform.

Presented by:

A: Banner GmbH, A-4021 Linz, Banner Straße 1,
 Tel. 0732/3888-0, Fax 0732/3888-21598, e-mail: office@bannerbatterien.com

GB: Banner Batteries (GB) Ltd., Units 5-8 Canal View Business Park, Wheelhouse Road, Rugeley,
 Staffordshire WS15 1UY, Tel. +44/ (0)1889/ 57 11 00, Telefax +44/ (0)1889/ 57 73 42,
 e-mail: office.bgb@bannerbatteries.com